



Endoanal ultrasound test

Information for patients



What is an endoanal ultrasound test?





Endoanal ultrasound assesses the muscles in your anal canal. The test is an examination of your back passage that allows us to see the muscles involved in passing stool and the tissues that surround these.

A small probe which is connected to a computer screen is inserted into your anal canal. This allows us to visualise the muscles and take pictures of the surrounding area. Together, this enables us to assess how your back passage is functioning.





Are there any risks associated with your test?


There is a very small risk of discomfort during your test. On very rare occasions there may be some bleeding after the test, but this should resolve quickly.


What preparation is required for your test?

-  You can continue taking any normal medication.
-  You can eat and drink as normal.
-  You do not need any special preparation
-  for your test.

What happens during your test?

-  Your test will be conducted by your physiologist in a private room with a chaperone present if requested. They will explain your test to you and ask questions about your symptoms.
-  You will then be asked to get changed into a gown and lie on the bed ready for your test.
-  Your physiologist will insert a narrow probe (about the width of your index finger) into your back passage. It may feel uncomfortable, but it should not be painful. You may feel embarrassed, but we understand this and will help you feel at ease throughout.
-  The screen connected to the probe will enable the physiologist to view images of the area. It also allows ultrasound images to be taken of the muscles and surrounding tissues in your back passage.

 **Your test will take about 10 minutes.**

 You are free to leave straight away after your test and return to your usual diet, medication and daily activity.

How will I get my results?

Your results will be sent by secure email to both you and your referring consultant/doctor. We aim to send out all patient results within five working days of completion of your test.



London

22 Upper Wimpole Street
London
W1G 6NB

T: +44 (0) 207 486 7777

E: admin@thefunctionalgutclinic.com

Manchester

73-79 King Street
9th Floor – The Pinnacle
Manchester
M2 4NG

T: +44 (0) 161 302 7777

E: admin@thefunctionalgutclinic.com

Cambridge

63 Bateman Street
Cambridge
Cambridgeshire
CB2 1LR

T: +44 (0) 207 486 7777

E: admin@thefunctionalgutclinic.com

thefunctionalgutclinic.com



FunctionalGut



FunctionalGutClinic